

PROPERTY

Parcel Information

Parcel Record Number (PRN) **11841** District **CLARKSVILLE DISTRICT**
 Account Name **JACKSON, PAUL D & CHRISTY L**
 Address1 **4746 TRAFFIC RD**
 Address2
 City, State Zip **VICTORIA, VA 23974**
 Business Name
 Location Address(es)
877 RIVERVIEW AVENUE
877 RIVERVIEW AVENUE

Map Number

Map Insert Double Circle Block Parcel Number
102A00 01 002

Total Acres **2.8**
 Deed **LR-15-1857**
 Will **NONE**
 Plat **PL-DB-586-772**
 Route **722**
 Legal Desc 1 **LOT 2- BIG OAKS**
 Legal Desc 2
 Zoning **R2; RESIDENTIAL MEDIUM DENSITY DISTRICT**
 State Class **SINGLE FAMILY RESIDENCE (SUBURBAN)**
 Topology **ROLLING**
 Utilities **ELECTRICITY, SEPTIC SYSTEM, WELL**

Assessed Values

Type	Current Value	Value for the 2019/2020 tax year
Land		\$127,800
Main Structures		\$254,700
Other Structures		\$17,700
TOTALS		\$400,200

Sales History

Grantor	Sale Price	Instrument	Number of Tracts	Sale Date
BARRY, SCOTT M	\$195,000	DEED-15-1857	1	06/25/2015
BARRY, WARREN E REV LIVING TRUST	\$0	DEED-11-897	1	03/14/2011
DUCKETT, RICHARD M & MARION C	\$282,500	DEED BOOK AND DEED PAGE (OLD)-586-770	1	09/21/1999
WILLIAMS, GEORGE C. & PHYLLIS L.	\$255,000	DEED BOOK AND DEED PAGE (OLD)-396-29	1	08/08/1990

Land Segments

Seg	Description	Size	Value
1	WATERFRONT LOT	1.00	\$115,000
2	OPEN LAND GOOD	1.80	\$12,780

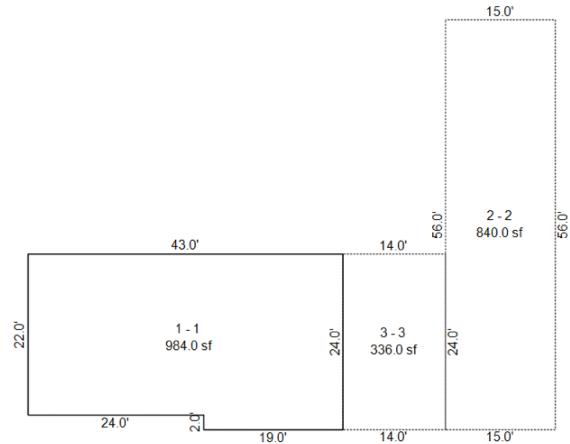
Main Structures

Main Structure 1	Rooms	5	Deprec Schedule	AVERAGE DEPRECIATION
	Bedrooms	2	Heated Sq Ft	1,812
	Cost/Heated SqFt	\$40.63	Constr Style	CONVENTIONAL

Main Structure Photo



Main Structure Sketch




Main Structure Attributes

Type	Code	# Of
BUILT IN'S	WATER,SEPTIC,LANDSCAPE	1
CHIMNEYS	1 STORY MASONRY	1
FLOOR	CARPET	1,980
FLOOR	TILE	1,980
FOUNDATION	CONCRETE BLOCK	1,980
FUEL	ELECTRIC	1,980
OPENINGS	FIREPLACE OPENINGS	1
PLUMBING	3 FIXTURE BATHROOM	2
ROOF MATERIAL	COMPOSITION SHINGLE	1,980
ROOF TYPE	GABLE	1,980
WALL	DRY WALL	1,980
WALL	PANEL	1,980

Main Structure Sections

Sec	% Cmpl	Description	HVAC	Ext Finish	Grade	Area	Story Hgt	Wall Hgt	Yr Built	Eff Yr
1-0	100	SINGLE FAMILY	CENTRAL AIR CENTRAL HEAT HOT WATER	SIDING ON SHEATHING	C-5	984	1.50	1.00	1971	1980

2-0	100	WOOD DECK			C-5	840	1.00	1.00	1971	1980
3-0	100	SINGLE FAMILY	CENTRAL AIR CENTRAL HEAT	SIDING ON SHEATHING	C-5	336	1.00	1.00	1971	1980


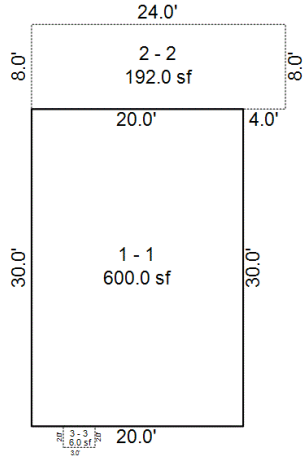
Main Structure 2	Rooms	1	Deprec Schedule	AVERAGE DEPRECIATION
	Bedrooms	2	Heated Sq Ft	660
	Cost/Heated SqFt	\$38.95	Constr Style	A-FRAME
Main Structure Photo				
Main Structure Sketch				
				

Main Structure Attributes

Type	Code	# Of
BUILT IN'S	WATER,SEPTIC,LANDSCAPE	1
CHIMNEYS	1 STORY PREFAB	1
FLOOR	HARDWOOD	660
FOUNDATION	PIERS	660
FUEL	ELECTRIC	660
OPENINGS	FIREPLACE OPENINGS	1
PLUMBING	3 FIXTURE BATHROOM	1
ROOF MATERIAL	WOOD SHINGLE/SHAKES	660
ROOF TYPE	GABLE	660
WALL	PANEL	660

Main Structure Sections

Sec	% Cmpl	Description	HVAC	Ext Finish	Grade	Area	Story Hgt	Wall Hgt	Yr Built	Eff Yr
1-0	100	SINGLE FAMILY	CENTRAL AIR CENTRAL HEAT	SIDING ON SHEATHING	D+5	600	1.10	1.00	1977	1977
2-0	100	WOOD DECK			D+5	192	1.00	1.00	1977	1977
3-0	100	WOOD DECK			D+5	40	1.00	1.00	1977	1980

Main Structure 3	Rooms	2	Deprec Schedule	AVERAGE DEPRECIATION
	Bedrooms	1	Heated Sq Ft	660
	Cost/Heated SqFt	\$42.16	Constr Style	A-FRAME
Main Structure Photo		Main Structure Sketch		
				

Main Structure Attributes

Type	Code	# Of
BUILT IN'S	WATER,SEPTIC,LANDSCAPE	1
CHIMNEYS	1 STORY PREFAB	1
FLOOR	HARDWOOD	660
FOUNDATION	PIERS	660
FUEL	ELECTRIC	660
OPENINGS	FIREPLACE OPENINGS	1
PLUMBING	3 FIXTURE BATHROOM	1
ROOF MATERIAL	WOOD SHINGLE/SHAKES	660
ROOF TYPE	GABLE	660
WALL	PANEL	660

Main Structure Sections

Sec	% Cmpl	Description	HVAC	Ext Finish	Grade	Area	Story Hgt	Wall Hgt	Yr Built	Eff Yr
1-0	100	SINGLE FAMILY	CENTRAL AIR CENTRAL HEAT	SIDING ON SHEATHING	D+5	600	1.10	1.00	1977	1980
2-0	100	WOOD DECK			D+5	192	1.00	1.00	1977	1980
3-0	100	WOOD DECK			D+5	6	1.00	1.00	1977	1980

Main Structure 5	Rooms	2	Deprec Schedule	AVERAGE DEPRECIATION
	Bedrooms	1	Heated Sq Ft	750
	Cost/Heated SqFt	\$42.37	Constr Style	A-FRAME
Main Structure Photo		Main Structure Sketch		



Main Structure Attributes

Type	Code	# Of
BUILT IN'S	WATER,SEPTIC,LANDSCAPE	1
CHIMNEYS	1 STORY PREFAB	1
FLOOR	HARDWOOD	750
FOUNDATION	PIERS	750
FUEL	ELECTRIC	750
OPENINGS	FIREPLACE OPENINGS	1
PLUMBING	3 FIXTURE BATHROOM	1
ROOF MATERIAL	WOOD SHINGLE/SHAKES	750
ROOF TYPE	GABLE	750
WALL	PANEL	750

Main Structure Sections

Sec	% Cmpl	Description	HVAC	Ext Finish	Grade	Area	Story Hgt	Wall Hgt	Yr Built	Eff Yr
1-0	100	SINGLE FAMILY	CENTRAL AIR CENTRAL HEAT	SIDING ON SHEATHING	D+5	600	1.25	1.00	1977	1980
2-0	100	WOOD DECK			D+5	192	1.00	1.00	1977	1980

Main Structure 6	Rooms	2	Deprec Schedule	AVERAGE DEPRECIATION
	Bedrooms	1	Heated Sq Ft	660
	Cost/Heated SqFt	\$42.42	Constr Style	A-FRAME

Main Structure Photo	Main Structure Sketch



Main Structure Attributes

Type	Code	# Of
BUILT IN'S	WATER,SEPTIC,LANDSCAPE	1
CHIMNEYS	1 STORY PREFAB	1
FLOOR	HARDWOOD	660
FOUNDATION	PIERS	660
FUEL	ELECTRIC	660
OPENINGS	FIREPLACE OPENINGS	1
PLUMBING	3 FIXTURE BATHROOM	1
ROOF MATERIAL	WOOD SHINGLE/SHAKES	660
ROOF TYPE	GABLE	660
WALL	PANEL	660

Main Structure Sections

Sec	% Cmpl	Description	HVAC	Ext Finish	Grade	Area	Story Hgt	Wall Hgt	Yr Built	Eff Yr
1-0	100	SINGLE FAMILY	CENTRAL AIR CENTRAL HEAT	SIDING ON SHEATHING	D+5	600	1.10	1.00	1977	1980
2-0	100	WOOD DECK			D+5	192	1.00	1.00	1977	1980

Other Structures

Sec	Description	Grade	Area	Story Height	YearBlt
1	STORAGE SHED - FRAME	C-10	144	1.00	1980
2	GARAGE - FINISHED FRAME/CIN BLOCK	C	768	1.00	1980
2	UNFINISHED UPPER STORY	C	384	1.00	1980
3	STORAGE SHED - FRAME	SOUND VALUE	0	0.00	0

Data last updated: 04/27/2020

ConciseCAMA - Copyright © 2020, Concise Systems, LLC - All Rights Reserved
Concise Systems, LLC * www.concisesystems.com * (540)776-1800 * sales@concisesystems.com